

Data Sheet

Advanced Force / Torque Indicator **Model 5i**

32-1128

Page 1 of 3



MESUR™ Lite data acquisition software is included with the 5i



The 5i advanced digital force / torque indicator is designed to work with a wide range of Mark-10 remote force and torque sensors (see page 3). With exclusive Plug & Test™ technology, all calibration and configuration data is saved within the sensor's smart connector, not the indicator, allowing for true interchangeability. In addition, all sensors are fully compatible with the more basic 3i force / torque indicator.

The 5i shares its menu structure and most specifications with Series 5 digital force gauges. The sampling rate is a blazing fast 7,000 Hz, producing accurate results even for quick-action tests. A large, backlit graphics LCD displays large, legible characters, while the simple menu navigation allows for quick access to the indicator's many features and configurable parameters. Data can be transferred to a PC or data collectors via USB, RS-232, Mitutoyo (Digimatic), or analog outputs.

On-board data memory for up to 1,000 readings is included, as are statistical calculations with output to a PC. Integrated set points with indicators and outputs are ideal for pass-fail testing and for triggering external devices such as an alarm, relay, or test stand. An analog load bar is shown on the display for graphical representation of applied force or torque.

The 5i's averaging mode addresses the need to record the average load over time, while external trigger mode makes switch activation testing simple and accurate.

The 5i includes MESUR™ Lite data acquisition software. MESUR™ Lite tabulates continuous or single point data. Data saved in the indicator's memory can also be downloaded in bulk. One-click export to Excel easily allows for further data manipulation.



5i is shown mounted to an optional AC1008 tabletop stand with Series R50 torque sensor

Features

- Interchangeable force and torque sensors through Plug & Test™ technology
- Sensor password protection, for preventing use of an unauthorized sensor
- High-speed 7,000 Hz sampling rate
- USB, RS-232, Mitutoyo, and analog outputs
- 1,000-point data memory with statistics and outputs
- Live load bar graph with set point markers
- Programmable set points, with indicators and outputs
- Peak readings and set points always displayed
- Averaging mode - calculates average readings over time
- External trigger mode - for switch contact testing or remotely stopping display update
- Configurable audio alarms and key tones
- Password protection of individual keys and calibration

Display Indicators



DISA Elektro AG

Kägswilerstrasse 33, CH-6060 Sarnen, Tel. +41 41 666 70 50, Fax +41 41 666 70 49
E-Mail info@disa.ch, www.disa.ch. Ein Unternehmen der ELBET Holding AG

Data Sheet Advanced Force / Torque Indicator Model 5i

32-1128

Page 2 of 3

Focus on Engineering:
Reversible Housing

Display and keypad are upright

Sensor connector oriented down



Housing separates into reversible halves, electrically connected by gold-plated spring contacts.

Sensor connector oriented up

Reversible housing allows the sensor connector to be oriented up or down.

The display and keypad remain upright.

Focus on Engineering: Plug & Test™ Technology



^ Unique Plug & Test™ technology allows for interchangeable sensors to be used with a Mark-10 model 5i or 3i indicator. All calibration and configuration data is saved in the smart connector.

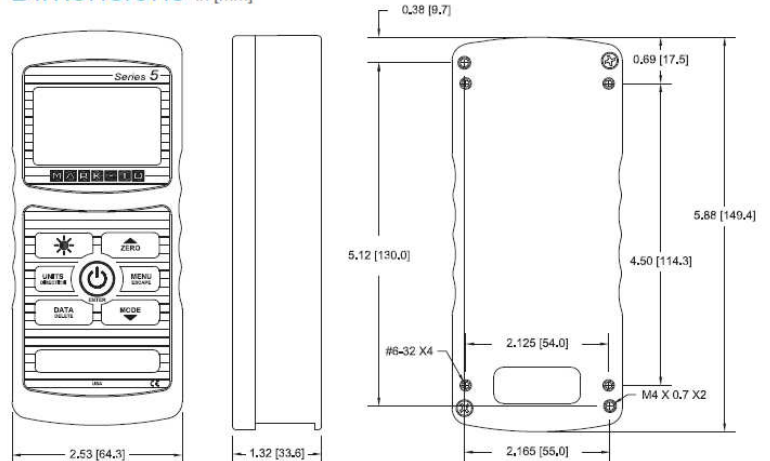


^ The Plug & Test™ connector locks into the receptacle in the indicator when fully inserted. Dual buttons on the indicator housing release the connector for easy removal. Gold plated spring contacts ensure long lasting and reliable connection.

Specifications

Accuracy:	±0.1% of full scale ±1 digit + sensor
Sampling Rate:	7,000 Hz, pulse response of 1/3,500 sec. minimum
Power:	AC or rechargeable battery. Multi-step low battery indicator is displayed, gauge shuts off automatically when power is too low.
Battery life:	Backlight on / off: up to 7 / 24 hours of continuous use
Outputs:	USB / RS-232: Configurable up to 115,200 baud. Includes Gauge Control Language 2 for full computer control. Mitutoyo (Digimatic): Serial BCD suitable for all Mitutoyo SPC-compatible devices. Analog: ±1 VCD, ±0.25% of full scale at capacity. General purpose: Three open drain outputs, one input. Set points: Three open drain lines.
Configurable settings:	Digital filters, outputs, automatic output (via USB/RS-232), automatic shutoff, default settings, averaging mode, external trigger, passwords, key tones, audio alarms, backlight, calibration
Weight:	0.7 lb [0.3 kg]
Included items:	Carrying case, universal voltage AC adapter, battery, quick-start guide, USB cable, resource CD (USB driver, MESUR™ Lite software, MESUR™ gauge DEMO software, and user's guide), and certificate of calibration.
Warranty:	3 years (see individual statement for further details)

Dimensions in [mm]



Ordering Information

Model	Description
M5I	Advanced Force / Torque Indicator, 110V
M5IE	Advanced Force / Torque Indicator, 220V, European Plug
M5IU	Advanced Force / Torque Indicator, 220V, UK Plug
M5IA	Advanced Force / Torque Indicator, 220V, Australian Plug
AC1008	Tabletop mounting kit for 5i/3i

DISA Elektro AG

Kägswilerstrasse 33, CH-6060 Sarnen, Tel. +41 41 666 70 50, Fax +41 41 666 70 49
E-Mail info@disa.ch, www.disa.ch. Ein Unternehmen der ELBET Holding AG

Data Sheet

Advanced Force / Torque Indicator **Model 5i**

32-1128

Page 3 of 3

Models 5i and 3i force / torque indicators are designed for use with Mark-10's Plug & Test™ remote force and torque sensors. All calibration and configuration data is saved within the sensors' smart connectors - not the indicator - allowing for true interchangeability. Each sensor series is available in a range of capacities, from 0.25 to 10,000 lbf (1 N to 50 kN) full scale and from 10 ozFin to 5,000 lbfIn (7 Ncm to 550 Nm) full scale. Refer to individual sensor data sheets for further details.

Series R50

Universal torque sensors, fixed chuck



Series R51

Universal torque sensors, interchangeable attachments



Series R54

Wrench extension torque sensors



Series R52

Static torque sensors



Model 5i
Advanced Indicator



Model 3i
Basic Indicator

Series R01

Tension / compression sensors



Series R03

Inline tension / compression sensors



Series R04

Miniature tension / compression sensors



Series R02

Compact compression sensors



Series R05

Ergonomics testing push / pull sensors



Series R53

Closure torque sensors

DISA Elektro AG

Kägswilerstrasse 33, CH-6060 Sarnen, Tel. +41 41 666 70 50, Fax +41 41 666 70 49
 E-Mail info@disa.ch, www.disa.ch. Ein Unternehmen der ELBET Holding AG

Data Sheet

Basic Force / Torque Indicator **Model 3i**

32-1129

Page 1 of 3



The 3i digital force / torque indicator is designed to work with a wide range of Mark-10 remote force and torque sensors (see page 3). With exclusive Plug & Test™ technology, all calibration and configuration data is saved within the sensor's smart connector, not the indicator, allowing for true interchangeability. In addition, all sensors are fully compatible with the more advanced 5i force / torque indicator.

The 3i shares its menu structure and most specifications with Series 3 digital force gauges. The sampling rate is 2,000 Hz, producing accurate results under a wide range of test conditions. A backlit graphic LCD displays large characters, and a menu is available to access the gauges' features and configurable parameters. The display also features an analog load bar for graphical representation of applied load, as well as set point indicators for pass-fail testing. USB output is provided for data collection purposes.

The gauges include MESUR™ Lite data acquisition software. MESUR™ Lite tabulates continuous or single point data. One-click export to Excel allows for further data manipulation.



MESUR™ Lite data acquisition software is included with the 3i




3i is shown mounted to an optional AC1008 tabletop stand with Series R03 force sensor

Features

- Interchangeable force and torque sensors through Plug & Test™ technology
 - High-speed 2,000 Hz sampling rate
 - USB data output
 - Ultra-compact size
 - Large backlit graphic display
- Programmable set points with pass/fail indicators
 - Live load bar graph with set point markers
 - Peak readings and set points always displayed
 - Configurable audio alarms and key tones
 - 4 selectable units of measurement
 - MESUR™ Lite data collection software included

Display Indicators



Set points →

Pass/fail indicators →

Current reading →

Battery indicator →

Tension / compression indicator / Clockwise / counter-clockwise indicator →

Peak readings →

Measurement mode →

Units of measurement →

Analog load bar w/set point markers →

DISA Elektro AG

Kägswilerstrasse 33, CH-6060 Sarnen, Tel. +41 41 666 70 50, Fax +41 41 666 70 49
 E-Mail info@disa.ch, www.disa.ch. Ein Unternehmen der ELBET Holding AG

Data Sheet

Basic Force / Torque Indicator **Model 3i**

32-1129

Page 2 of 3

Focus on Engineering: Plug & Test™ Technology



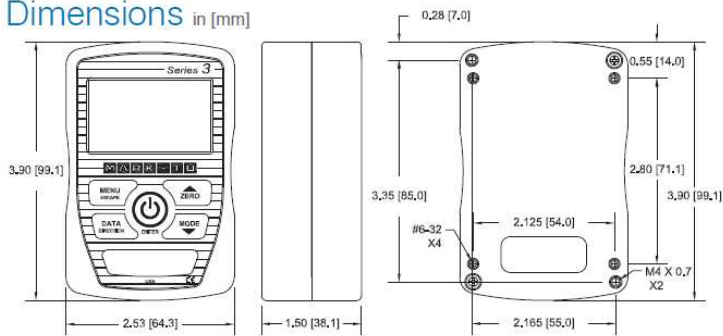
^ Unique Plug & Test™ technology allows for interchangeable sensors to be used with a Mark-10 model 5i or 3i indicator. All calibration and configuration data is saved in the smart connector.

^ The Plug & Test™ connector locks into the receptacle in the indicator when fully inserted. Dual buttons on the indicator housing release the connector for easy removal. Gold plated spring contacts ensure long lasting and reliable connection.

Specifications

Accuracy:	±0.2% of full scale ±1 digit + sensor
Sampling Rate:	2,000 Hz, pulse response of 1/1,000 sec. minimum
Power:	AC or rechargeable battery. Multi-step low battery indicator is displayed, gauge shuts off automatically when power is too low.
Battery life:	Backlight on: up to 7 hours of continuous use Backlight off: up to 24 hours of continuous use
USB Output:	By pressing DATA key only. Configurable up to 115,200 baud.
Configurable settings:	Digital filters, USB output, automatic shutoff, default settings, key tones, audio alarms, calibration.
Weight:	0.7 lb [0.3 kg]
Included items:	Carrying case, universal voltage AC adapter, battery, quick-start guide, USB cable, resource CD (USB driver, MESUR™ Lite software, MESUR™ gauge DEMO software, and user's guide), and certificate of calibration.
Warranty:	3 years (see individual statement for further details)

Dimensions in [mm]



Ordering Information

Model	Description
M3I	Advanced Force / Torque Indicator, 110V
M3IE	Advanced Force / Torque Indicator, 220V, European Plug
M3IU	Advanced Force / Torque Indicator, 220V, UK Plug
M3IA	Advanced Force / Torque Indicator, 220V, Australian Plug
AC1008	Tabletop mounting kit for 3i/5i

DISA Elektro AG

Kägswilerstrasse 33, CH-6060 Sarnen, Tel. +41 41 666 70 50, Fax +41 41 666 70 49
 E-Mail info@disa.ch, www.disa.ch. Ein Unternehmen der ELBET Holding AG

Data Sheet

Basic Force / Torque Indicator **Model 3i**

32-1129

Page 3 of 3

Models 3i and 5i force / torque indicators are designed for use with Mark-10's Plug & Test™ remote force and torque sensors. All calibration and configuration data is saved within the sensors' smart connectors - not the indicator - allowing for true interchangeability. Each sensor series is available in a range of capacities, from 0.25 to 10,000 lbf (1 N to 50 kN) full scale and from 10 ozFin to 5,000 lbfIn (7 Ncm to 550 Nm) full scale. Refer to individual sensor data sheets for further details.

Series R50

Universal torque sensors, fixed chuck



Series R51

Universal torque sensors, interchangeable attachments



Series R54

Wrench extension torque sensors



Series R52

Static torque sensors




Model 5i
Advanced Indicator



Model 3i
Basic Indicator

Series R01

Tension / compression sensors



Series R03

Inline tension / compression sensors



Series R04

Miniature tension / compression sensors



Series R02

Compact compression sensors



Series R05

Ergonomics testing push / pull sensors



Series R53

Closure torque sensors

DISA Elektro AG

Kägswilerstrasse 33, CH-6060 Sarnen, Tel. +41 41 666 70 50, Fax +41 41 666 70 49
 E-Mail info@disa.ch, www.disa.ch. Ein Unternehmen der ELBET Holding AG